



## FAST


easy to install with no additional or special works required

## EFFECTIVE


forms a permanent seal under the slates

## ECONOMIC

80% cheaper than materials & labour for the lead equivalent



with unique flexible super seals that instantly weather proofs  
tough, high impact plastic that self seals around the nail  
works at dormer cheeks




3 mtrs long 10 lengths per pack  
suitable for all manmade &  
natural slates up to 10 mm thick

**EASY SOAKER**<sup>TM</sup>  
CONTINUOUS SOAKER SYSTEM FOR SLATES

PATENT PENDING


## INSTALLATION PROCEDURE



felt & batten in the usual way.  
no additional works are required.



install the first starter course.



using a knife, trim the lower section of  
gasket that is over the starter course.



fit easy soaker against the wall and on top of  
lower slate and secure with a few nails.



slate up the roof in the usual way nailing through  
easy soaker. nails should be used in addition to hooks.



slate to the top of easy soaker and  
repeat the installation procedure.